



औषध विभाग  
Department of  
Pharmaceuticals



## राष्ट्रीय औषधीय शिक्षा एवं अनुसंधान संस्थान - हाजीपुर NATIONAL INSTITUTE OF PHARMACEUTICAL EDUCATION AND RESEARCH - HAJIPUR

औषध विभाग/रसायन एवं उर्वरक मंत्रालय, भारत सरकार  
Department of Pharmaceuticals, Ministry of Chemicals & Fertilizers, Govt. of India  
Export Promotion Industrial Park (EPIP), Zandaha Road, NH322, Hajipur, Bihar 844102

### 4<sup>th</sup> NATIONAL PHARMACOVIGILANCE WEEK-2024

17<sup>th</sup> - 23<sup>rd</sup> SEPTEMBER, 2024

Blended Mode

Online Registration for Participants: 11th -15th September 2024

\*Inauguration Session: 17th September, 2024

Time	Event
10.00 – 10.10AM	Inauguration with Lamp Lighting
10.10 – 10.20AM	Welcome address by <b>Dr. P Ramalingam, Dean, NIPER Hajipur</b> Inaugural address by <b>Dr. V Ravichandiran, Director, NIPER Hajipur</b>
10.20 – 10:25AM	Felicitation of Guests by <b>Dr V Ravichandiran, Director, NIPER-Hajipur</b> Chief Guest: <b>Shri Uday Shankar, Bihar State Drugs Controller</b> Guest of Honour: <b>Dr. V. Kalaiselvan, Senior Principal Scientist, PvPI</b>
*10.25 – 11.20AM	Address by Chief Guest: <b>Shri Uday Shankar, Bihar State Drugs Controller</b> Guest of Honor: <b>Dr. V. Kalaiselvan, Senior Principal Scientist, PvPI</b> Chief Patron: <b>Dr. V Ravichandiran, Director, NIPER Hajipur</b>
11:20- 11:25AM	Vote of thanks by <b>Dr. Sameer Dhingra, Co-ordinator, AMC, NIPER Hajipur</b>

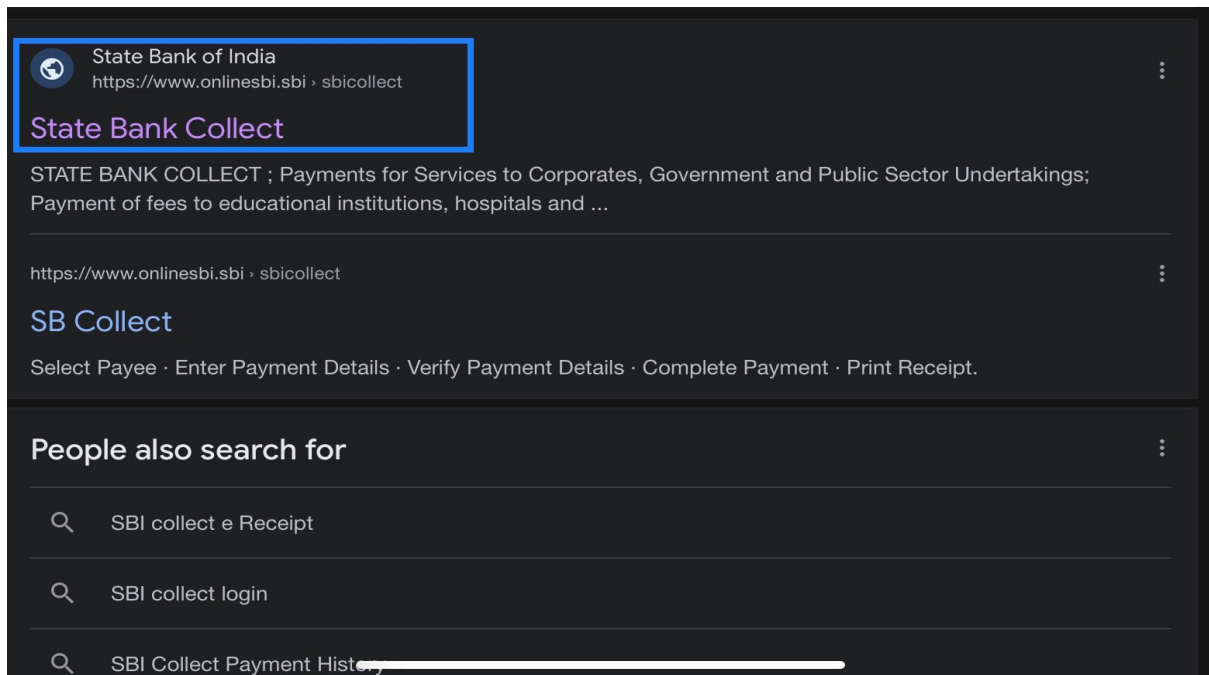
\*Address by eminent speakers (5-7 mins)

## Programmes Schedule from Day-01 to Day 05

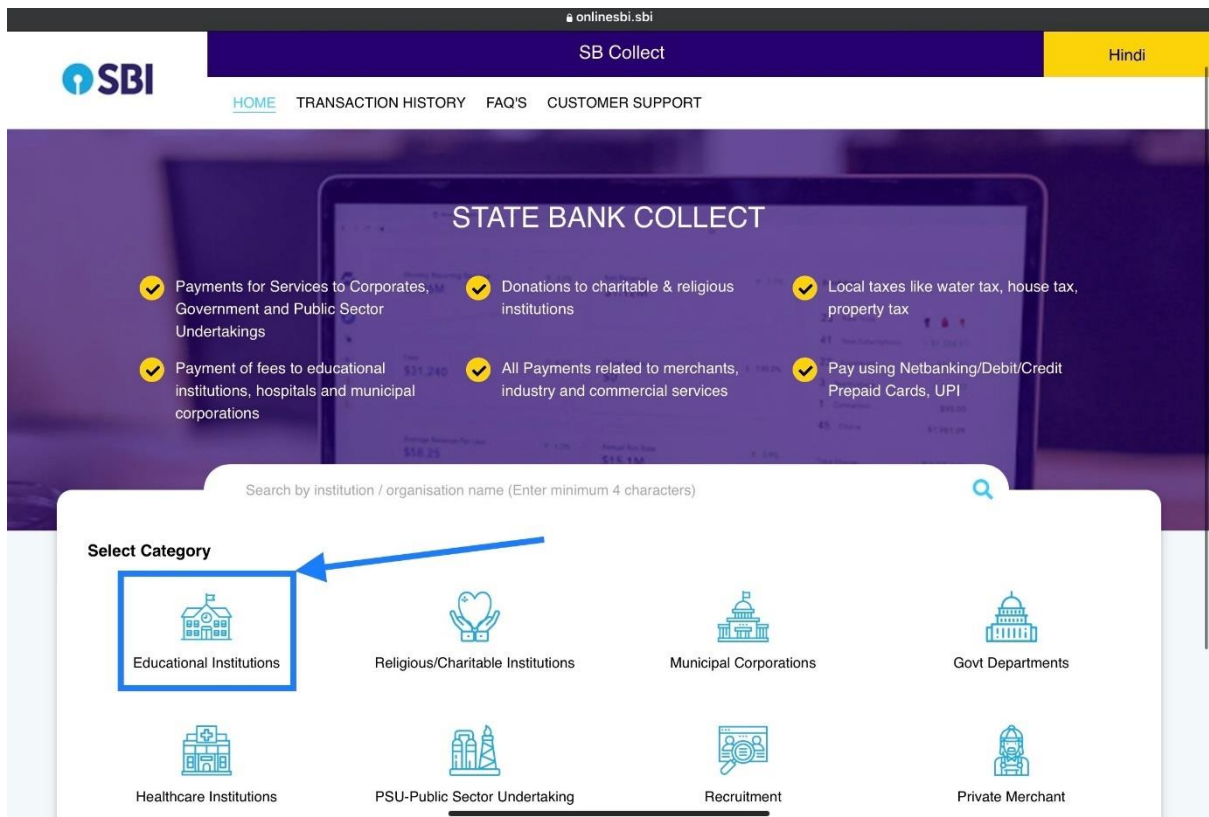
Day & Date	Time	Programme	Venue	Resource Persons
	11.25 AM-11.55 AM	Significance of Pharmacovigilance in Patient Safety	Seminar Hall, NIPER Hajipur	Dr. V. Kalaiselvan, IPC Ghaziabad
*Day 1 17 <sup>th</sup> Sept.	11.55 AM-1.20 PM	Workshop/ Training programme on Vigiflow and Case discussion on ADR reporting	Seminar Hall, NIPER Hajipur	Dr. S. Dhingra, NIPER Hajipur
	<b>Lunch break (1:20 PM- 2:10 PM)</b>			
	02:10 PM-02:40 PM	Signal detection in Pharmacovigilance	Seminar Hall, NIPER Hajipur	Dr. K. Undela, NIPER Guwahati
	03.00 PM- 03.45 PM	Quiz competition	Seminar Hall, NIPER Hajipur	Dr. Nitesh Kumar Dr. Sanjiv Singh
	03:30 PM-05:30 PM	Labs & Animal house visit	NIPER Hajipur	Respective HoDs & Scholars Batch-wise
	5:30 PM	Certificate Distribution	Registration Desk	Registration committee, 4 <sup>th</sup> NPW
Day 2 18 <sup>th</sup> Sept	02.00 PM-04.30 PM	Collaborative event on Patient Safety	ICMR-RMRIMS, Agamkuan Patna	Director, ICMR-RMRIMS, Department of Pharmacy Practice, NIPER Hajipur
Day 3 19 <sup>th</sup> Sept.	11.30 AM-1.10 PM	Sensitisation Programme on Medication Safety	CIPET Hajipur	Dr. S. Dhingra and Dr. K. Murti
Day 4 20 <sup>th</sup> Sept.	10.00 AM-12.30 PM	Sensitization programme on Pharmacovigilance activities for health care providers & Patients	MCSRC, Patna.	Dr. Manisha Singh, Dr. Sameer Dhingra & Dr. Krishna Murti
Day 5 23 <sup>rd</sup> Sept.	2.30 PM -5.00 PM	Debate competition	Seminar Hall, NIPER Hajipur	Dr. Suhani Sinha Dr. Murali Kumarsamy
Day 5 23 <sup>rd</sup> Sept.	04.30 PM 05.00 PM	Walkathon around NIPER Hajipur community on Medication safety	Community Around NIPER Hajipur	Staff and students of NIPER Hajipur

\* Offline participation for the first-day event is limited to the first 120 registrants, with additional participants accommodated online, and a uniform registration fee of ₹500 applies to all.

Step -01 Go to [State Bank Collect \(onlinesbi.sbi\)](https://www.onlinesbi.sbi)



Step -02 Select Educational Institutions option



### Step-03 drop down state option and select Bihar

The screenshot shows the SBI SB Collect interface. At the top, there's a navigation bar with 'HOME', 'TRANSACTION HISTORY', 'FAQ'S', and 'CUSTOMER SUPPORT'. Below that is a 'Payment Progress' section with five steps: 'Select Payee' (active), 'Enter Payment Details', 'Verify Payment Details', 'Complete Payment', and 'Print Receipt'. The main content area is titled 'Select Payee' and shows a search bar with 'Educational Institutions' as the category. A search bar contains the text 'Search for Educational Institutions'. To the right of the search bar is a 'Filter by State' dropdown menu, which is highlighted with a blue box and an arrow pointing to it. Below the search bar is a table of educational institutions:

Name of Educational Institutions	State
<a href="#">BIJU PATNAIK UNIVERSITY OF TECHNOLOGY, ROURKELA</a>	Odisha
<a href="#">KDS JUNIOR WOMENS COLLEGE, CUTTACK</a>	Odisha
<a href="#">SUNRISE DWARIKA ACADEMY</a>	Jharkhand
<a href="#">E- COLLECTION AC HRDD</a>	Sikkim

### Step -04 in the highlighted search bar search for “DIRECTOR,NIPER,HAJIPUR” as shown below and select the same.

The screenshot shows the SBI SB Collect interface. The 'Select Payee' section is active. The search bar now contains the text 'Director'. The 'Filter by State' dropdown menu is now set to 'Bihar'. Below the search bar is a table of educational institutions:

Name of Educational Institutions	State
<a href="#">DIRECTOR,NIPER,HAJIPUR</a>	Bihar

Below the table, it says 'Showing 1 to 1 of 1 entries (filtered from 7,050 total entries)'. There is a 'Back' button at the bottom of the search results area.

### Step-05 dropdown payment category, and select consultancy / Testing charges.

The screenshot shows the SBI SB Collect payment interface. At the top, there's a navigation bar with the SBI logo and links for HOME, TRANSACTION HISTORY, FAQ'S, and CUSTOMER SUPPORT. Below this is a 'Payment Progress' section with a five-step timeline: Select Payee (completed), Enter Payment Details (current step), Verify Payment Details, Complete Payment, and Print Receipt. The main content area is titled 'Enter Payment Details' and features a 'Payment Category' dropdown menu. The dropdown is open, showing options: '--Select any Category--', 'CONSULTANCY /TESTING CHARGES' (highlighted with a blue arrow), and 'FEES'. A yellow 'Back' button is visible to the right of the dropdown. At the bottom, there's a copyright notice for State Bank of India and links for Privacy Statement, Disclosures, and Terms of Use.

### Step-06: Enter your details such as name, Mobile number, address remarks and enter Registration for Pharmacovigilance week-2024 in Remarks.

This screenshot shows the 'Enter Payment Details' form on the SBI SB Collect page. The 'Payment Category' dropdown is now set to 'CONSULTANCY /TESTING CHA...'. The form includes the following fields: 'NAME OF CLIENT' with the value 'Student name', 'TYPE OF SERVICES' with the value 'CONSULTANCY', 'MOBILE NO' with a masked value 'xxxxxxxxxxxx', 'ADDRESS' with the value 'Student Address', and 'AMOUNT' with the value '500'. The 'Remarks' field contains the text 'National Pharmacovigilance Week-2024'. At the bottom of the form, there is a section labeled 'Enter Your Details'. The browser's address bar shows 'onlinesbi.sbi' and the page title is 'DIRECTOR,NIPER.HAJIPUR | INSTITUTE NIPER INDUSTRIAL AREA, HAJIPUR VAISHALI, , Vaishali-844101'.

Enter Your Details

Individual  Organisation / Corporate

Name \* :

Date of Birth \* :

Mobile No \* :

Email ID :

On successful completion of payment, you will receive the transaction reference number on this mobile number

On successful completion of payment, you will receive the transaction reference number on this email ID

I have read and agreed to the [Terms & Conditions](#)

Enter the text as shown in the image \*

Select one of the Captcha options \*



- Image Captcha
- Audio Captcha

[Back](#) [Reset](#) [Next](#)

## Step-07 Verify your payment and individual details

Verify Payment Details



**DIRECTOR, NIPER.HAJIPUR**

Payment Details

**Payment Category :** CONSULTANCY /TESTING CHARGES Total Amount :INR 500.00

**NAME OF CLIENT:** Student name

**TYPE OF SERVICES:** CONSULTANCY

**MOBILE NO:**

**ADDRESS:** Student Address



**AMOUNT:** 500

**Remarks :**

[Back](#) [Next](#)




Step-08 Select payment option and complete the payment.

**Net Banking**




 <b>State Bank of India</b> Bank Charges: 11.8 <a href="#">Click Here</a>	 <b>Other Banks Internet Banking</b> Bank Charges: 17.7 <a href="#">Click Here</a>
---	--

**Card Payments**

This payment mode is not available between 23:30 hours IST and 00:30 hours IST

 <b>Rupay Debit Card</b> Bank Charges: 0.0 <a href="#">Click Here</a>	 <b>Credit Cards</b> Bank Charges: 12.98 <a href="#">Click Here</a>	 <b>Prepaid Cards (Incl Rupay PPC)</b> Bank Charges: 12.98 <a href="#">Click Here</a>
---	---	--

**Other Payment Modes**

 <b>Branch</b> Bank Charges: 59.0 <a href="#">Click Here</a>	 <b>NEFT/RTGS</b> Bank Charges: 15.0 <a href="#">Click Here</a>	<i>UPI is not available between 22:30 hours IST and 23:30 hours IST</i>  <b>UPI</b> Bank Charges: 0.0 <a href="#">Click Here</a>
--	---	--

Step-09: Please fill the registration form (google form) using the below mentioned link.

[https://docs.google.com/forms/d/e/1FAIpQLSdwCRxlMvJUAuEtLpD1tiKtJt7SzO-JVaYOMxmQ7DpMhaG0rA/viewform?usp=sf\\_link](https://docs.google.com/forms/d/e/1FAIpQLSdwCRxlMvJUAuEtLpD1tiKtJt7SzO-JVaYOMxmQ7DpMhaG0rA/viewform?usp=sf_link)